



RESCUE **FG**

DATA:

size	FG 31 light	FG 31	FG 35	FG 40	FG 56 T
area	31m²	31m²	35m²	40m ²	56m ²
weight	1200g	1500g	1600g	1900g	2400g
max. take off	90kg	90kg	110kg	130kg	200kg
sink rate	5,2m/sek	5,1m/sek	5,1m/sek	5,1m/sek	5,5m/sek
No. of panels	16	16	18	20	22
Container dimensions	24/24/8 cm	24/24/8 cm	24/25/9 cm	24/25/9 cm	26/28/10 cm
Container volume	4,6 l	4,6 l	5,4 l	5,4 l	7,3 l
Certificate	EN 12491:2001	EN 12491:2001	EN 12491:2001	-	-

Model:**Produced:****Serial no.:****Signature:****FG RESCUE PARACHUTE**

Classic round canopy with a few novelties that improve efficiency, main one being three openings at the leading edge of the canopy. This construction solution improves the stability of the parachute in it's descend towards the ground. Air that is being funneled through the openings during descent causes slight movement of the parachute forward and so suppresses swinging momentum. FG rescue parachute is made from modern materials made in Europe.

FG-PLUS RESCUES

Fg-plus rescues are reliable, stable light rescues with a very low sink rate.

We have done extensive testing, with many test openings into the water and also to the ground during development .

We can really assure, our rescue parachutes are best choice for your safety.

MATERIALS:

	FG 31, 35, 40	FG 31 light	FG 56 Tandem
Canopy	UTT 38578 PA 6,6 (32g)	UTT 36041 PA 6,6 (27g)	DOKDO-20D-1 (rescue)32g
Main lines	Liros dyneema 1,7mm 00099 1192 350daN		
Central line	Liros dyneema 1,7mm 00099 1192 350daN		EDELRID 5,0 x 2,5 mm 267984500010 PA 6.6 450 daN
Top lines	Liros dyneema 1,3mm 00148-0131-228 193 daN		
Attachment loop	Liros D-PRO 5mm 2600daN		

ANNUAL REPACKING SHOULD INCLUDE:

Visual Check of all parts of the parachute;

Replacement of the rubber bands;

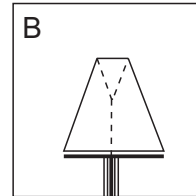
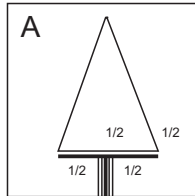
Control of all parts of the rescue system compatibility;

Issuing the repacking certificate.

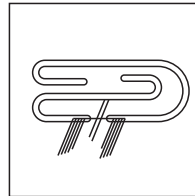
It is recommended that before repacking the RP, a simulated throw of the parachute should be conducted.

MODE OF OPERATION


1. DEPLOYING THE RP – Pull the release handle and the attached inner container with a firm tug and throw it away from yourself, if possible in the opposite direction of the rotation.
2. ALTITUDE CONTROL – After deployment check the altitude. If you are close to the ground, focus on safe landing!
3. STABILIZATION – If you have sufficient altitude bring down or stabilize the main wing! At the same time pay attention to the altitude and to the ground.
 - Stabilize the main wing by simultaneously pulling both left and right C and D lines raisers, or just the C line raiser if you are flying three liner.
 - Main wing can also be brought down by pulling one stabilizer string toward yourself.
 - Or you can bring the main wing down in some other way which you were taught at extreme maneuver course.
4. LANDING – Be careful to land on both legs, to suppress the force of landing and to roll down if the terrain permits.

RESCUE **FG** PACKING INSTRUCTIONS

1. Segments properly folded



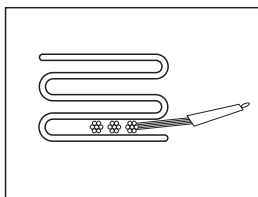
2. Foding left-right



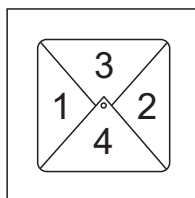
3. Lines preparation



4. Lines on folded rescue



5. folding of the rescue



6. Packing in the inner container

WARNINGS!

RP is not to be used at free fall. Stress test was made at maximum load at sink rate of 114 km/h.

Repacking interval is 12 months, or every time the RP is wet. Repacking should be done by an authorized person only and a repacking certificate should always be issued.

Operational lifespan of the parachute is 10 years, or 12 years if parachute is repacked annually by an authorized person.

RP should be stored in a dry place. It should not come in contact with chemicals or greasy substances.

Mounting of the parachute into harness must be done correctly and must fulfill all demands for a swift and uninterrupted deployment of the parachute.

When mounting the parachute, compatibility of all parts of the deployment system should be checked (length of release handle, length of raisers harness shoulder straps and length of the bridle).

In an event of landing in the sea, RP is to be well rinsed in sweet water and left to dry.

